

ORPHEUS | ONE

Mid-Infrared Collinear Optical Parametric Amplifier

FEATURES

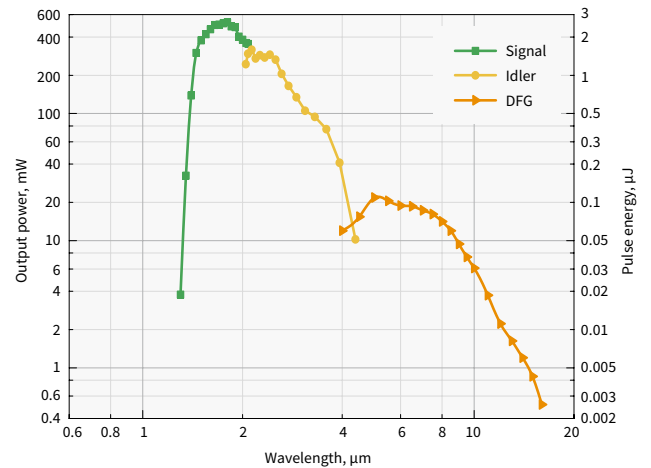
- High conversion efficiency in MIR
- 1350 – 16000 nm tuning range
- Single-shot – 2 MHz repetition rate
- Up to 80 W pump power
- Up to 2 mJ pump pulse energy



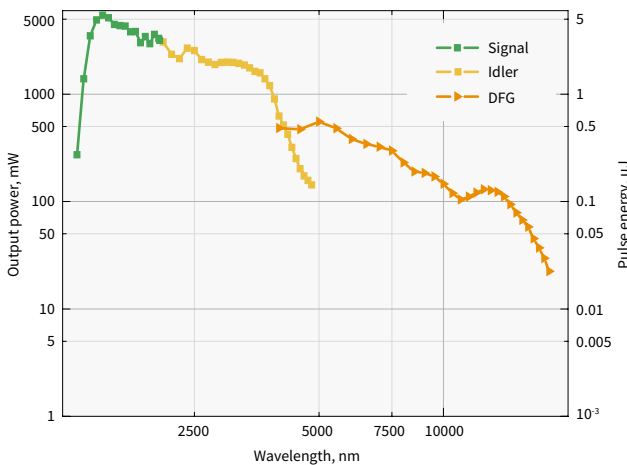
ORPHEUS-ONE is an optical parametric amplifier (OPA) designed for the mid-infrared (MIR) spectral range from 1350 to 16000 nm. Compared to ORPHEUS-HP, it has fewer wavelength extension options but provides higher pump laser conversion efficiency into MIR.

Three models of ORPHEUS-ONE offer the same tuning range, are reliable and easy to use, but vary based on the design automation and pump parameters. The basic ORPHEUS-ONE model is a cost-effective choice but is limited to 8 W pump power. The ORPHEUS-ONE-HP enables up to 80 W pump power, while the ORPHEUS-ONE-HE accepts the same pump power but also pulse energy of up to 2 mJ. Finally, the most recent addition is the ORPHEUS-ONE-UP that is optimized for the PHAROS-UP ultrashort-pulse laser with pump pulse duration down to < 100 fs.

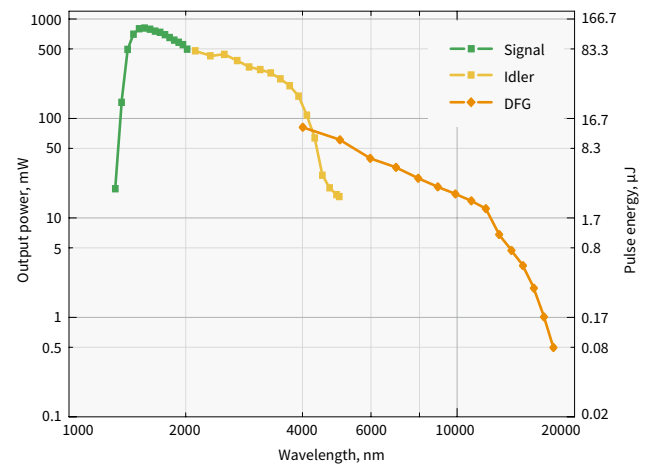
The spectral bandwidth of ORPHEUS-ONE output is defined by the pump laser pulses; thus, for sum-frequency generation (SFG) spectroscopy and other applications requiring broad-bandwidth infrared pulses – refer to ORPHEUS-MIR.



Typical tuning curves of **ORPHEUS-ONE**.
Pump: 6 W, 30 µJ, 200 kHz



Typical tuning curves of **ORPHEUS-ONE-HP**.
Pump: 40 W, 40 µJ, 1000 kHz



Typical tuning curves of **ORPHEUS-ONE-HE**.
Pump: 6 W, 1 mJ, 6 kHz

For custom tuning curves visit <http://toolbox.lightcon.com/tools/tuningcurves/>

SPECIFICATIONS

NEW

Model	ORPHEUS-ONE	ORPHEUS-ONE-HP	ORPHEUS-ONE-HE	ORPHEUS-ONE-UP ¹⁾
-------	-------------	----------------	----------------	------------------------------

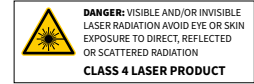
MAIN OUTPUT

Tuning range	1350 – 2000 nm (Signal) 2100 – 4500 nm (Idler)		1450 – 2000 nm (Signal) 2100 – 4000 nm (Idler)
Maximum pump power	8 W	80 W	20 W
Pump pulse energy	12 – 400 μJ		400 – 2000 μJ
Conversion efficiency at peak ²⁾ (Signal @ 1550 nm)	> 9%, 30 – 2000 μJ pump > 6%, 12 – 30 μJ pump		> 9%
Spectral bandwidth	60 – 150 cm ⁻¹ @ 1450 – 2000 nm		150 – 250 cm ⁻¹ @ 1500 – 1900 nm & 2200 – 3500 nm
Long-term power stability, 8 h ³⁾	< 2% @ 1550 nm		
Pulse-to-pulse energy stability, 1 min ³⁾	< 2% @ 1550 nm		

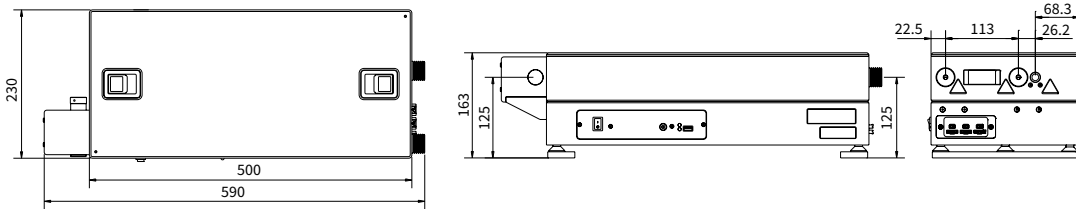
WAVELENGTH EXTENSION (MIR)

DFG	Tuning range	4500 – 16000 nm	4000 – 16000 nm
	Conversion efficiency ²⁾	> 0.3% @ 10000 nm, 30 – 2000 μJ pump > 0.2% @ 10000 nm, 12 – 30 μJ pump	
	Spectral bandwidth	60 – 150 cm ⁻¹ @ 5000 – 8000 nm	60 – 120 cm ⁻¹ @ 5000 – 8000 nm

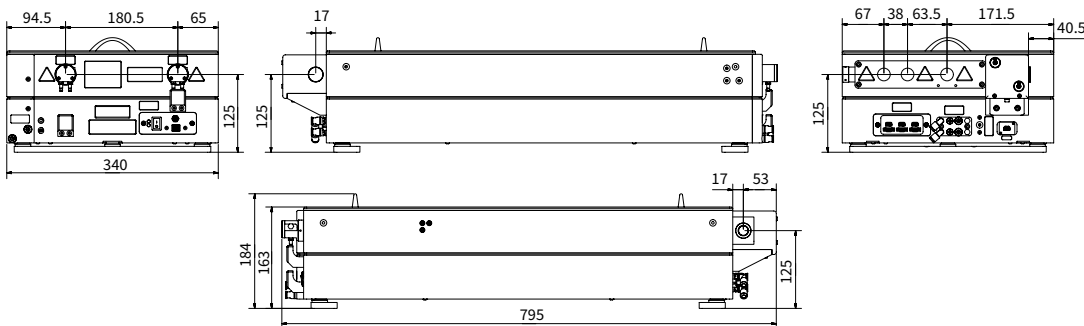
¹⁾ For PHAROS-UP only, ask sales@lightcon.com for more details in pump laser requirements.
²⁾ Specified as percentage of pump power.
³⁾ Expressed as NRMSD (normalized root mean squared deviation).



DRAWINGS



ORPHEUS-ONE drawings



ORPHEUS-ONE-HP drawings